



**Catholic
Schools
NSW**

Thank You video: Brief

We want your help.

Catholic Schools NSW is developing a video to thank teachers around Australia for their commitment to educating our children — despite the challenges of coronavirus.

We invite you to contribute to this video. All it takes is for you to record a video of yourself, your kids or other family members sharing an encouraging message to our teachers. In this pack we have provided suggested questions and instructions for filming.

CONTENTS:

Questions

A series of questions we'd like you to respond to as you record.

Filming Instructions

Our recommendations on how to film the interviews for our video.

Sharing Instructions

Instructions on how to share the videos with us.



PHOTOGRAPH/VIDEO CONSENT FORM

Dear Parent/Guardian

Catholic Schools NSW (CSNSW) is conducting a 'Thank You Project' which includes developing a video to thank Catholic School teachers around Australia for their commitment to educating our children — despite the challenges of coronavirus.

Should you wish to contribute to this video by recording a video of yourself, your children or other family members sharing an encouraging message, you will need to provide consent for us to use and publish the information in the video recording in the ways described in this form.

Please complete the consent form below and return to comms@csnsw.catholic.edu.au with your video recording should you wish to participate. This should be completed by each parent and family member appearing in the video, and also signed by any students appearing in the video who are over 15 years of age.

CONSENT FORM

I agree and acknowledge that the video recording that I am providing to CSNSW for the purposes of participation in the 'Thank You Project' includes personal information of me and/or my child, including images and voices.

Please provide your consent to the uses described below by ticking the relevant box/es. If you do not wish you or your child's information to be used in any of the ways described below you can leave the box blank.

I give my consent to CSNSW to publish images, sound recordings and videos of me and/or my child, from the video recording I have provided for the purposes of participation in the 'Thank You Project', in the following communications:

- CSNSW Website
- Official CSNSW social media accounts on networks such as Facebook and Instagram
- CSNSW Intranet (staff only)
- CSNSW Publications including 'Scholaris' newsletter to schools and promotional material published in print and electronically.

MELBMAN/PLS

**PLEASE CLICK THE ABOVE IMAGE
TO DOWNLOAD OUR CONSENT
FORM AND FILL OUT AND EMAIL
BACK TO:**

comms@csnsw.catholic.edu.au

The questions.

An opportunity for parents to say thank you.

Thank you for agreeing to participate in this project.

This is an important way to share messages of encouragement and hope for those that have worked tirelessly to provide your children their education.

The following are instructions to capture footage from parents.

What to film

We'd like you to either film a selfie or get someone to film you responding to the following questions.

It can be a parent, older sibling or grandparent responding to these questions.

Additionally, if you can film:

What your current 'learn from home' set up looks like

Share any footage that you may have already filmed which is funny, fun, challenging or demonstrates what the experience has been like.

Questions for parents

What is your child's teacher's name?

How has this experience changed your view of what teachers do?

What have been the challenges with trying to teach your kids from home?

What are some of the things you've learned about your own children during this time?

What are some of the different tools teachers have provided to help facilitate learning from home?

What would you want to say to all the teachers working through this pandemic?

What's the funniest thing that has happened while having your kids learning at home?

The questions.

An opportunity for children to say thank you.

This is an opportunity for your kids to acknowledge their teacher and send a short message of appreciation.

The following are instructions to capture footage of your children.

What to film

We'd like your children to either film a selfie or if you can film them responding to the following questions.

Additionally, if you can film:

The types of exercises and activities they've been doing at home - whether it is academic, creative, athletic or mindfulness.

Questions for children

What's your teacher's name?

Why are you thankful for your teacher?

What do you miss about their classes?

What's been different about learning from home?

What have you enjoyed most about learning from home?

What don't you like?

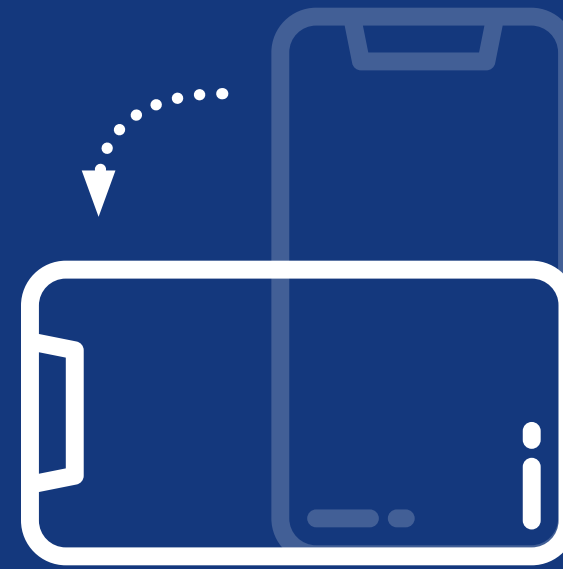
What are you looking most forward to when going back to school?

How have your parent/s been helping you learn?

What's the funniest thing that has happened while learning at home with mum and dad?


Some filming guidelines.

Here are some helpful guidelines to ensure we can capture the best quality footage.



Film in horizontal mode

Whether you're filming a selfie or someone else, make sure your phone is in a horizontal (landscape) orientation.



Keep it steady

Try keep the footage steady, if possible, use both hands to hold your smartphone as close as possible to your body as you record the video.




Avoid background noise

Be concious of any background noise that can affect the audio recording.



Give it some buffer

When possible, record a bit before the action and stop recording of a couple seconds after. This gives us more flexibility in editing.



Video settings

If you can, make sure your video settings are at 4k and 25 fps. Most phones have this as their default.



Lighting

Best to film during the middle of the day, so that the camera on your phone can automatically adjust based on the lighting available.

Sharing instructions.

Time to share your message.

Thank you for capturing your footage. To make it as simple as possible, follow these steps to share what you have filmed.

We will be sharing the videos on our Facebook and Instagram pages - so be sure to keep an eye out for them.

**Send by
Monday 25 May 2020**



Facebook



Instagram

Share online



1. You can click on the following link to share the footage you have filmed.



Upload here



